




为您的产品保驾护航

PRODUCT DATASHEET

Surface Mount Fuses


JFC0603TS Series Fuse



Description

JFC0603TS Series are the fuses set the industry standard for performance, reliability and quality. The solder - free design provides excellent on - off and temperature cycling characteristics during use and also makes our SMD fuses more heat and shock tolerant than typical subminiature fuses.

Agency Approvals

AGENCY	AGENCY FILE NUMBER
	E486200

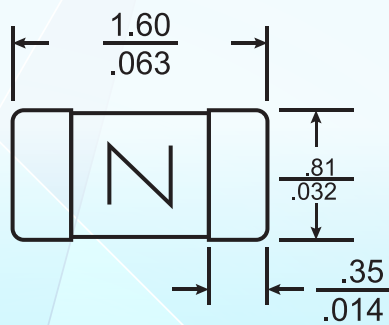
Features

- High inrush current withstanding capability
- Compatible with reflow and wave solder
- Excellent environmental integrity
- One time positive disconnect
- Lead Free and Halogen free material

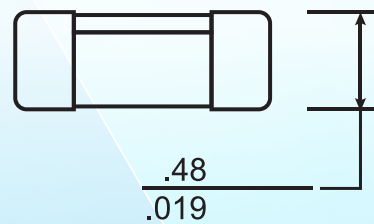
Electrical Characteristics

Rated Current	1.0In	2.0In	2.5In
1A~8A	4 hour min.	1~60 sec	5 sec maximum

Dimensions



Topview



Sideview

Performance Specification

Part No.	Rated Voltage DC	Rated Current (A)	Breaking Capacity ¹	Typical Cold Resistance (mOhms) ²	Typical Voltage Drop (mV)	Typical Pre-Arcing I ² t (A ² Sec) ³	Alpha Marking
JFC0603-1100TS	32V	1	50A	300	345	0.011	B
JFC0603-1150TS		1.5		150	270	0.045	H
JFC0603-1200TS		2		72	160	0.115	K
JFC0603-1250TS		2.5		52	145	0.14	L
JFC0603-1300TS		3		35	130	0.21	O
JFC0603-1350TS		3.5		23.8	130	0.55	R
JFC0603-1400TS		4		24	120	0.52	S
JFC0603-1500TS		5		14	110	1.70	T
JFC0603-1600TS		6		8	110	2.30	V**
JFC0603-1700TS		7		6.2	90	3.0	X**
JFC0603-1800TS	8	4.1	80	4.5	Z**		

* DC Interrupting Rating (Measured at rated voltage, time constant of less than 50 microseconds, battery source)

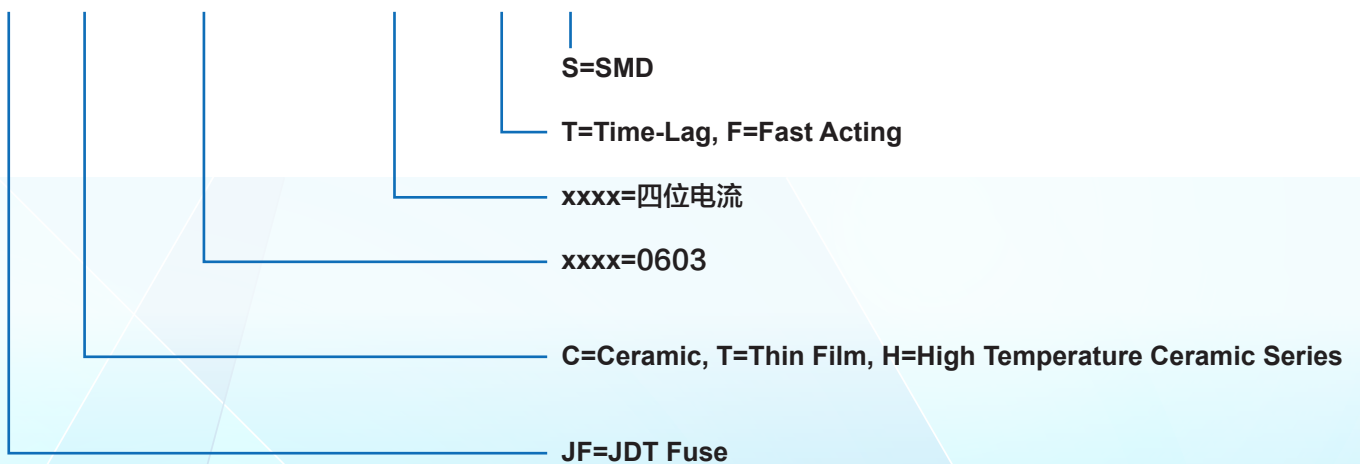
* DC Cold Resistance are measured at <10% of rated current in ambient temperature of 25degrees

* Typical Pre-arcing I²t are measured at 10I_n Current

** For 1A-5A, the color of glass coating is Green; for others, it's Blue.

Part Numbering System

JF C 0603 - xxxx T S



Time Current Curve

